



Stellar Phoenix SQL Recovery

V3.0

Installation Manual



Overview

Stellar Phoenix SQL Recovery software is an easy to use application designed for corrupted Microsoft SQL(.mdf) files. Conscious about the users' availability of time and data we have managed the software for its easy use. Stellar Phoenix SQL Recovery is designed to recover and repair corrupted Microsoft SQL Database File. The MS SQL repair application restores damaged .mdf files for instance of virus attack, unexpected system shutdown, media read error and so on.

Stellar Phoenix SQL Recovery uses powerful algorithms, which performs complete and thorough scan of SQL file so as to recover as much data as possible. The software never deletes or modifies original data and even heavily damaged files can be optimally repaired and restored. Microsoft SQL server system is a full-fledged relational database management system (RDBMS) that offers the user an exclusive variety of a number of administrative tools and thus ease the burdens of database development, maintenance and administration. Stellar Phoenix SQL Recovery recovers and restores the (.mdf) corrupted files for the further use in a safe and non-destructive manner.

Note:

Stellar Phoenix SQL Recovery is available in - Demo (free download) and Full Version. The demo version can be downloaded from <http://www.stellarinfo.com/database-recovery/sql-recovery/buy-now.php> The demo version will scan the corrupt SQL database files and show preview of the tables but will not create repaired file. To get the repaired file, the user has to [purchase and activate](#) the product.

Key Features

- Support MS SQL 7.0, 2000, 2005 and 2008
- Recovers Tables, Views and Rules
- Retrieve Stored Procedure and Triggers
- Recovers Defaults and Default constraints
- Recovers User Defined Functions and User Defined Data Types
- Recovery of Primary Key, Foreign Keys, Unique Keys and Identity
- Recovery of Indexes and Check Constraints
- Recovery of binding of Default and Rules with table's columns and User Defined Data Types.
- Recovery of .ndf database files



What's New in Stellar Phoenix SQL Recovery

This version of Stellar Phoenix SQL Recovery supports Microsoft SQL Server 7.0. This new version of Stellar Phoenix SQL Recovery includes many new options to improve recovery of databases created by using Microsoft SQL Server. In previous versions, there are some functionalities that are only available in demo version such as, preview of databases is available only in demo version. This feature is now added in the registered version too. Also, new features are added in this version.

Features Included in Stellar Phoenix SQL Recovery

- Supports Microsoft SQL Server 7.0, 2000, 2005 and 2008
- Find option to search Tables in the scan result.
- Find option to search for databases in the computer.
- Preview of databases is available in both the demo and registered versions.
- You can select and recover only required tables from a database.
- Allows you to store queries of objects such as, views, stored procedures, triggers in .txt file.
- Searching of MS SQL Database (.mdf files) present in system drive.
- Searching of tables in left pane of the application after scanning or recovery.



MS SQL a Quick Look

Microsoft SQL Server is a full-featured relational database management system (RDBMS) that offers a variety of administrative tools to ease the burdens of database development, maintenance and administration.

Common Reasons for File Corruption

File corruption happens due to many reasons. Some of the leading causes are:

- Application Malfunctioning.
- Improper System Shutdown (due to power failure).
- Exiting the application improperly.
- Virus attack.

Symptoms of File Corruption

If any error message is encountered, as mentioned below, while working on MS SQL, then it is a warning of file corruption. The data needs to be rescued from the corrupted file. Stellar Phoenix SQL Recovery is an ideal solution for repairing and retrieving corrupted .mdf files. Some of the most common error messages encountered on MS SQL are as follows:

- "Server can't find the requested database table"
- "The process could not execute 'sp_replcmds' on server."
- "You must be member of the system admin fixed server role to complete this operation"
- Error 3628 "A floating point exception occurred in the user process. Current transaction is canceled."



System Requirements



Operating system: Windows 2000/ 2003/ XP/ Vista / Windows 2008



Hard Disk: : At least 50 MB of free disk space



RAM: 512 MB minimum (2 GB recommended)



MS SQL Server: 7.0, 2000, 2005, 2008

Note:

- To know the Operating System, Processor type and RAM, right-click *My Computer* and click *Properties*.
- To find out the available space on a logical drive, right click that drive icon in *My Computer* and click *Properties*.



Installation Procedure

Before beginning the installation procedure, user should make sure that the computer meets [System Requirements](#)

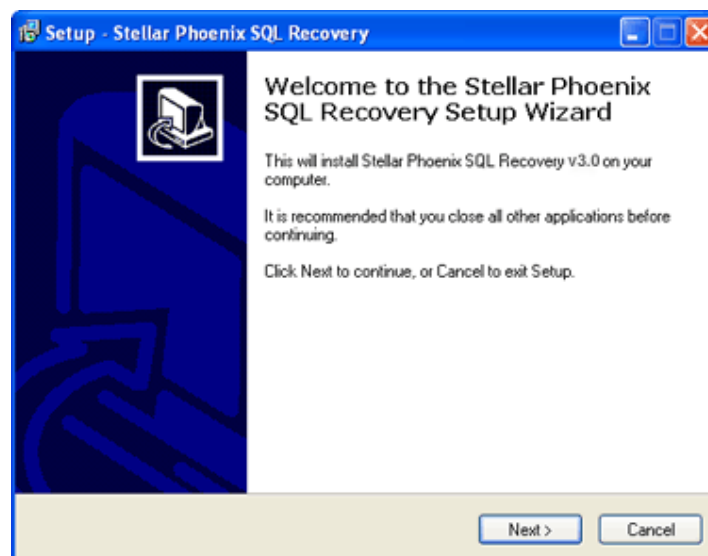
- The installation process should start automatically on inserting the disc in its drive. If it does not, run StellarPhoenixSQLRecovery.exe from the software disc. If the software has been downloaded from the Internet, navigate to the location where the files have been downloaded and run StellarPhoenixSQLRecovery.exe from there.

- Carefully read and follow the instructions as displayed by the setup program window. The program will install the software and create a shortcut icon on the desktop or the taskbar (optional), it will also create an entry in the Programs group menu and another in the *Add/Remove Programs* group for software removal as default.

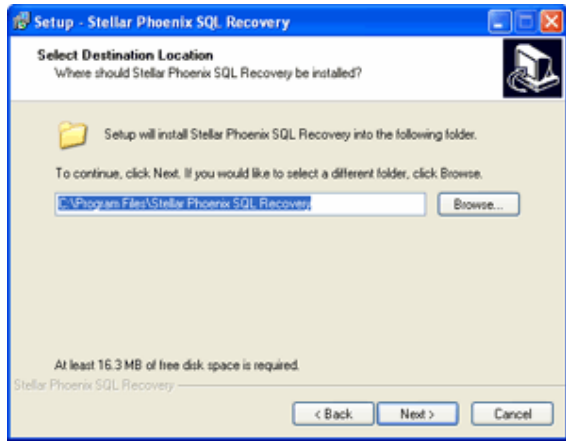
The default path for software installation is **C:\Program Files\Stellar Phoenix SQL Recovery**

Below are the instructions for further help of user:

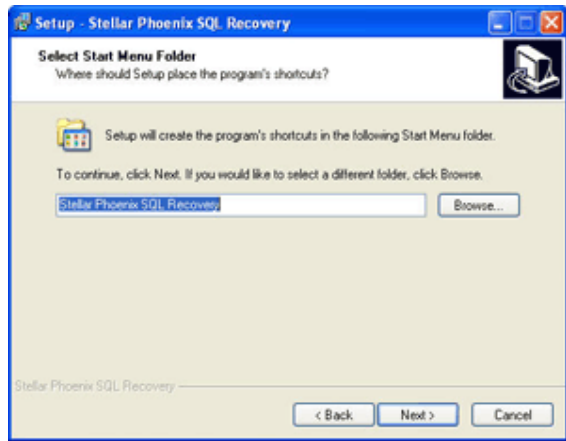
Step 1:



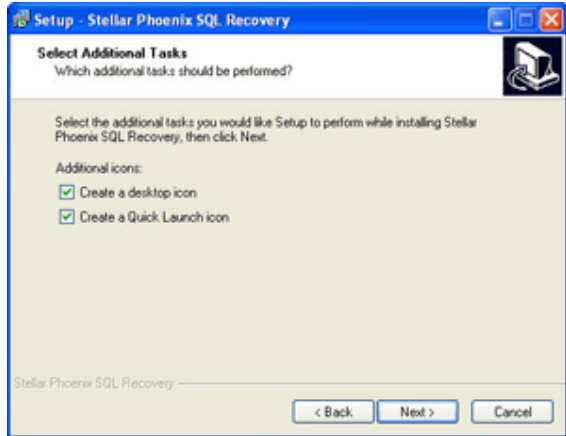
Step 2:



Step 3:



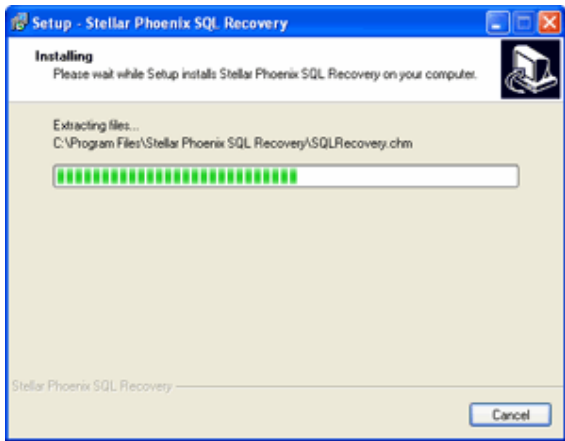
Step 4:



Step 5:



Step 6:



Step 7:





Ordering Stellar Phoenix SQL Recovery

The software can be purchased online. To place the order and price details, please visit <http://www.stellarinfo.com/database-recovery/sql-recovery/buy-now.php>

Once the order is confirmed, a pre-paid serial # will be sent to through e-mail, which would be required for the activation of the software.

Activating Stellar Phoenix SQL Recovery

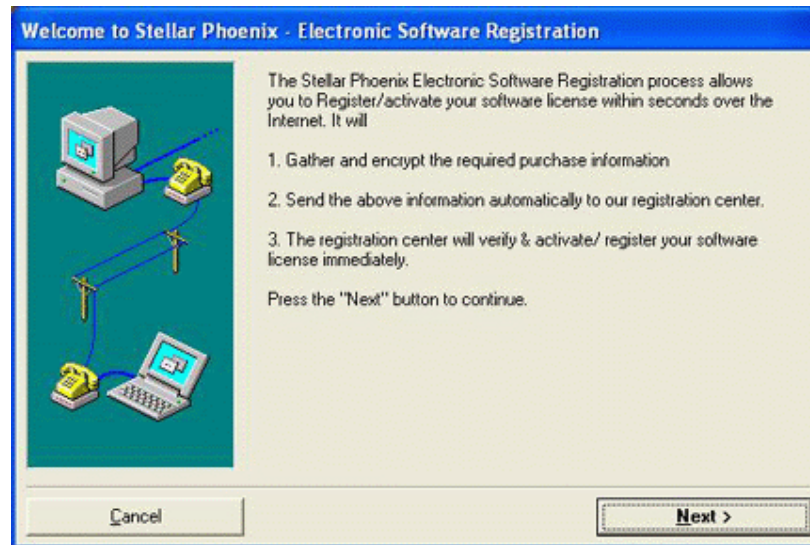
Note:

- If the software is downloaded from <http://www.stellarinfo.com/database-recovery/sql-recovery/buy-now.php> (i.e., ESD version), for the full functionality, the product must be activated using **Serial Key** (received through email after purchasing the product).
- If the software is installed using the product installation CD (i.e., BOX version), [hardware lock](#) is mandatory for the functioning of the software which is available with the software kit.

Stellar Phoenix Instant Activation over Internet

The product can be activated instantly over the Internet after purchasing the serial key through e-mail. To activate the software,

- Click **Activation -> Activate Online** in the menubar.
- Click **Yes**, the software checks for the Internet connection. Once it is connected, software registration wizard will appear.



➤ Click **Next**, to continue further with the registration process.

➤ In the window that appears, type the *Serial number* (received through email after purchasing the product) in the text box.

➤ Click **Next** to continue. The software would automatically communicate with registration server and would activate the software, as shown below.

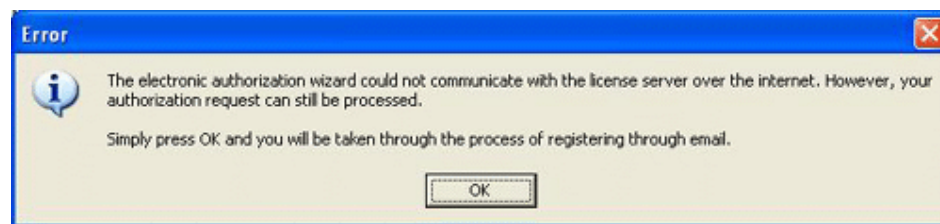


➤ In the next window that appears, click **Finish** to complete the Activation Process.

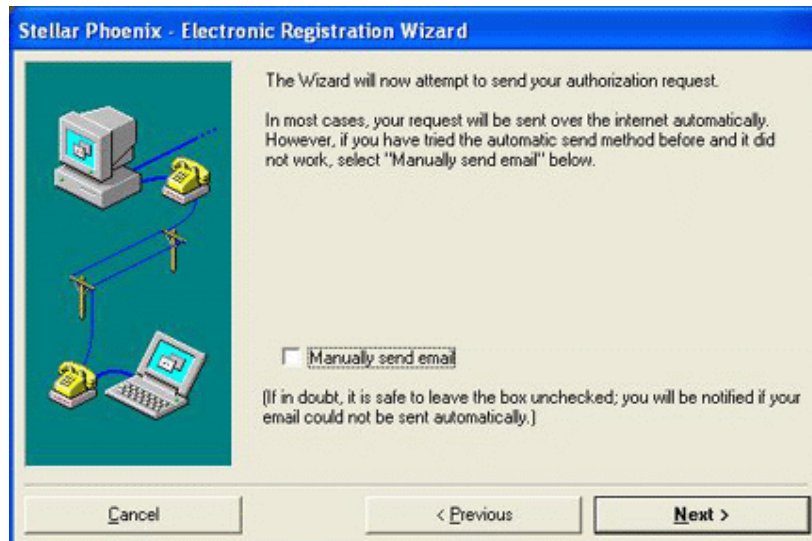


Stellar Phoenix Activation using Email

While activating the product over Internet, if the software could not communicate with the server, an error message shown below will popup. Click **OK**, for registering through email.



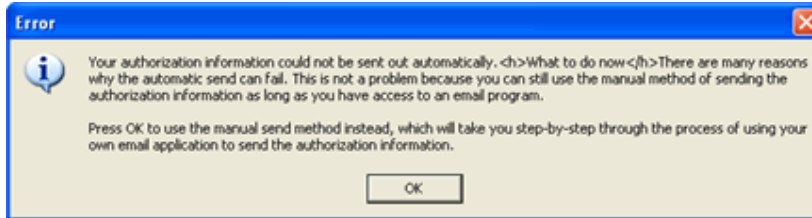
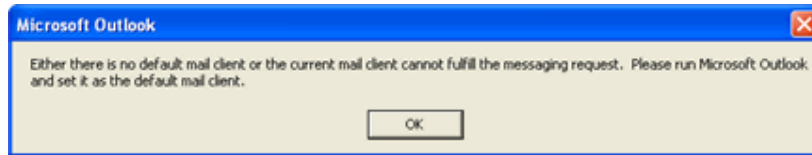
➤ The registration wizard for sending the authorization request will appear(shown below), as soon as **OK** is clicked.



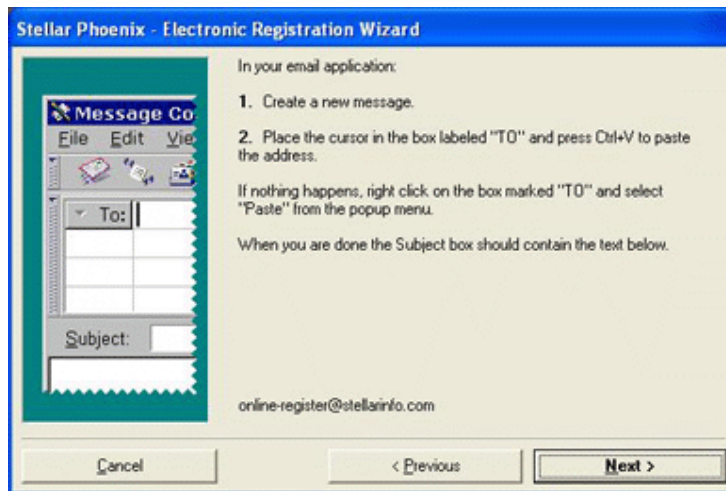
- Leave the option unchecked and click **Next** to continue.
- Type the e-mail address in the text box to which the unlocking code has to be sent. Click **Next** to continue.



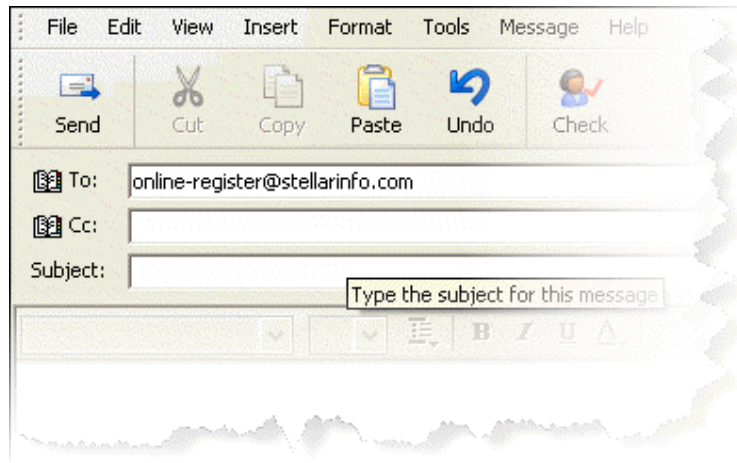
- Now, the email address verification window appears. Click **Yes**, if email address is correct.
The software automatically launches the default email client, and sends an email containing the unique site code with registration request to the registration server.
If the registration wizard could not launch the default email client, following messages appear.



- Click **OK**, to continue the process manually.
- The window shown below appears.



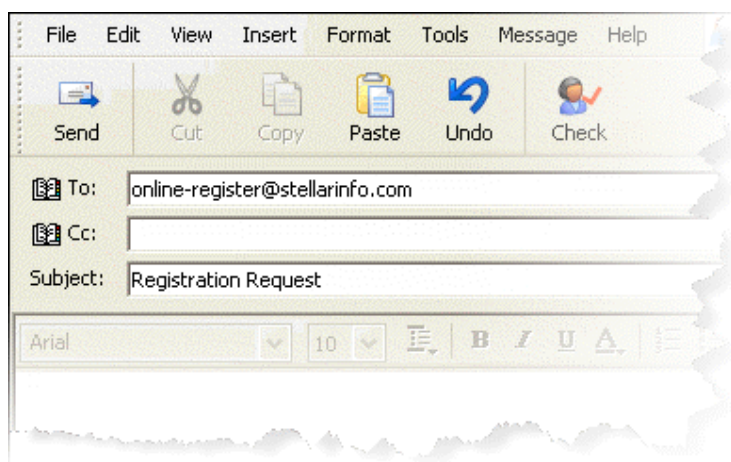
- Open the email client (like Outlook Express, MS outlook, Eudora etc) and create a new message.
- Place the cursor in the box labeled *TO* and press CTRL+V to paste address. If it does not work, right click on the *TO* box and select paste from the popup menu. The *TO* box will contain the address.



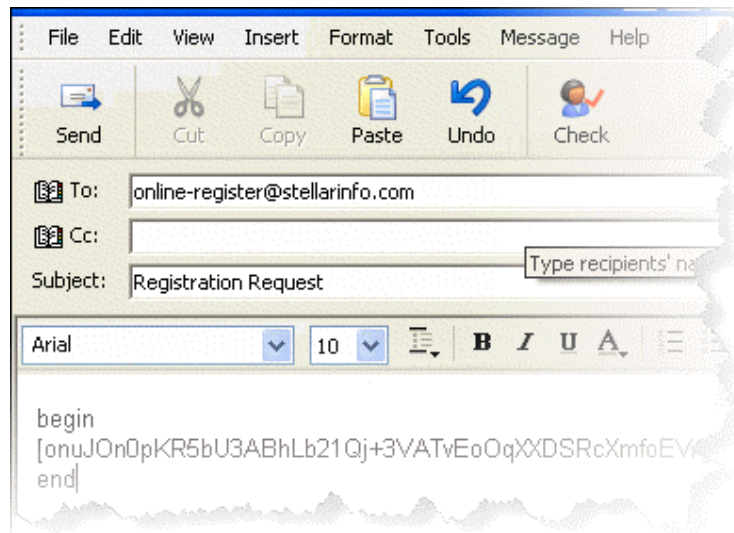
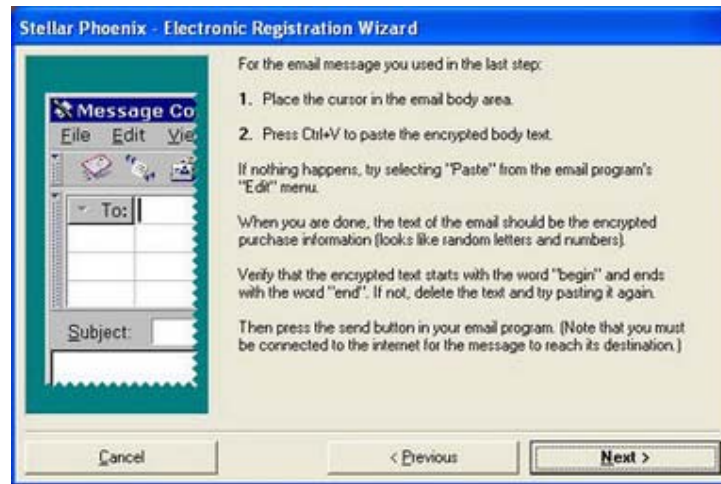
➤ Click **Next**, following window will appear.



➤ Now place the cursor in the box labeled *Subject* in the same message window and paste (method same as above) the text. The *Subject* box will contain the text.



➤ Click **Next**, do the same process mentioned to paste the encrypted text content in the body of the message.



➤ Click **Next** to finish the procedure and send the email.

	<p><i>Make sure the content of the email sent for automatic authorization have the details as mentioned above. If they are incorrect, the server will reject the mail registration request.</i></p>
--	--

If the process is successful, following window will appear.



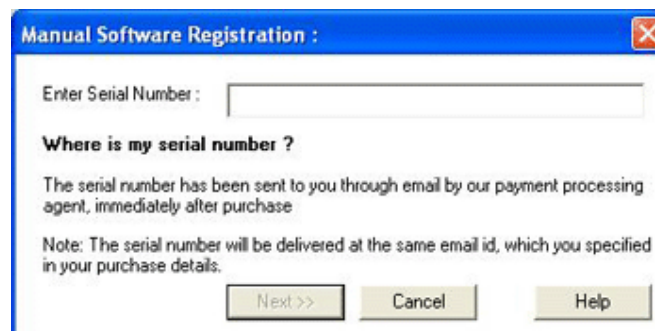
After processing the email, registration server would send an email containing unlocking code/site-key.

Note:

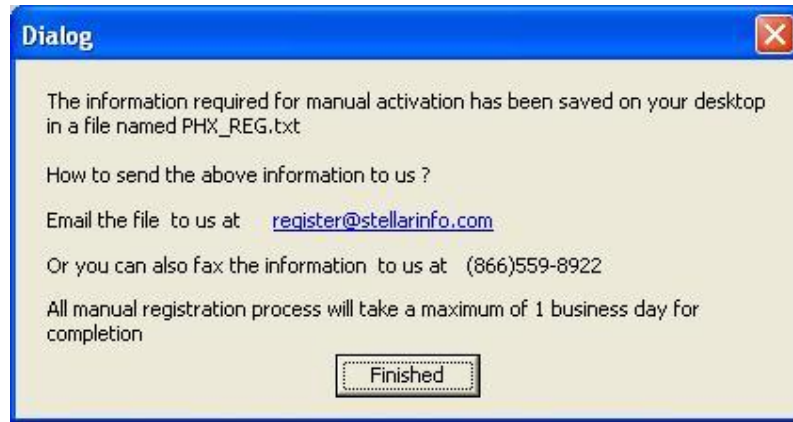
In case wizard is not able to launch the default email client, it automatically shifts to the manual process for sending the activation authorization request.

Activation without Internet

- If the product is activated without Internet connection, following window pops up. Enter the *Serial Number* (received through email) and click **Next**.



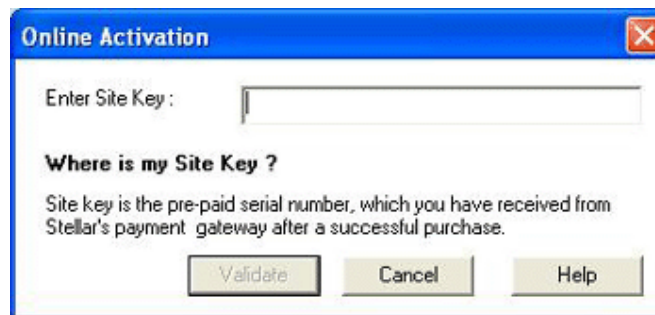
- The following window is displayed. Click **Finished** to complete the manual registration.



Manual registration is complete, software would create a *PHX_REG.txt* file on the desktop. This file has to be mailed to register@stellarinfo.com. After verifying the details, the unlocking code/site key is sent through email.

To activate the product manually (after receiving the site-key):

- Click *Activation -> Manual Registration* in the menu bar.
- The following window is displayed. Enter the *Site Key* and click *Validate* to activate the software.



Note:

All Manual registration process will take maximum of one business day for completion.

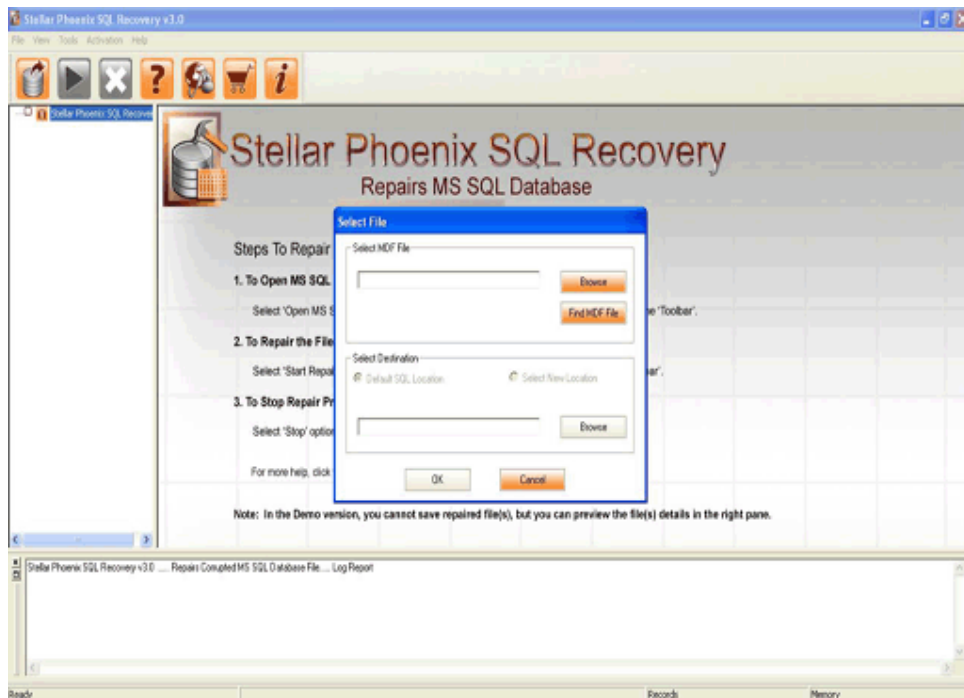


User interface

Once the software is installed successfully the main user interface will appear. Subsequent to installation, the software can be used in following methods.

- Click **Start => Programs => Stellar Phoenix SQL Recovery =>Stellar Phoenix SQL Recovery**
- Double-click shortcut icon on the Desktop.
- Click the Quick Launch icon on the Taskbar.

Click **Menu bar** and **Toolbar** on the following screen for more details.





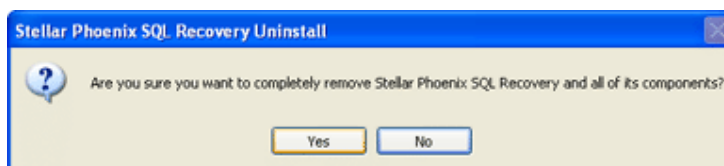
Uninstalling the Software

Stellar Phoenix SQL Recovery can be removed either by using **Uninstall Stellar Phoenix SQL Recovery** program in the software or from **Add/Remove Programs** in the Control Panel.

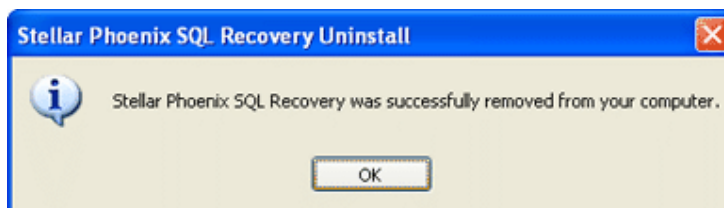
- To run uninstall program, click Start->programs->Stellar Phoenix SQL Recovery->Uninstall Stellar Phoenix SQL Recovery. Follow the instructions as directed by the uninstall program. The program will completely remove the software, including registry entries.
- The uninstallation procedure may also be done from the Add/Remove programs list in control panel. To open control panel window click Control Panel from the Start menu, or double click the Control Panel icon in My Computer. In Control Panel, double click. Add/Remove programs. Select the Stellar Phoenix SQL Recovery entry from the displayed list and click Change/Remove. Follow the instructions as directed by the Uninstall program. The program will completely remove the software, including registry entries.

On-screen instructions:

Screen1:



Screen2:





Copyright

Stellar Phoenix SQL Recovery software, accompanied user manual and documentation are copyright of Stellar Information Systems Ltd, with all rights reserved. Under the copyright laws, this user manual cannot be reproduced in any form without the prior written permission of Stellar Information Systems Ltd. No Patent Liability is assumed, however, with respect to the use of the information contained herein.

© 1995 - 2010 Stellar Information Systems Ltd. All rights reserve.



Disclaimer

The Information contained in this manual, including but not limited to any product specifications, is subject to change without notice.

STELLAR INFORMATION SYSTEMS LTD PROVIDES NO WARRANTY WITH REGARD TO THIS MANUAL OR ANY OTHER INFORMATION CONTAINED HEREIN AND HEREBY EXPRESSLY DISCLAIMS ANY IMPLIED WARRANTIES OF MERCHANTABILITY OR FITNESS FOR ANY PARTICULAR PURPOSE WITH REGARD TO ANY OF THE FOREGOING STELLAR INFORMATION SYSTEMS LTD ASSUMES NO LIABILITY FOR ANY DAMAGES INCURRED DIRECTLY OR INDIRECTLY FROM ANY TECHNICAL OR TYPOGRAPHICAL ERRORS OR OMISSIONS CONTAINED HEREIN OR FOR DISCREPANCIES BETWEEN THE PRODUCT AND THE MANUAL. IN NO EVENT SHALL STELLAR INFORMATION SYSTEMS LTD, BE LIABLE FOR ANY INCIDENTAL, CONSEQUENTIAL SPECIAL, OR EXEMPLARY DAMAGES, WHETHER BASED ON TORT, CONTRACT OR OTHERWISE, ARISING OUT OF OR IN CONNECTION WITH THIS MANUAL OR ANY OTHER INFORMATION CONTAINED HEREIN OR THE USE THEREOF.



Trademarks

Stellar Phoenix SQL Recovery® is a registered trademark of Stellar Information Systems Ltd.

MS SQL Server®, Windows NT®, Windows 2000®, Windows XP®, Windows 2003®, Windows Vista® and Windows 2008® are registered trademarks of Microsoft Corporation.

All other brand and product names are trademarks or registered trademarks of their respective companies.



License Agreement - Stellar Phoenix SQL Recovery

Stellar Phoenix SQL Recovery
Copyright © 1995-2010 by Stellar Information Systems Ltd. INDIA
www.stellarinfo.com

All rights reserved.

All product names mentioned herein are the trademarks of their respective owners.

This license applies to the standard-licensed version of Stellar Phoenix SQL Recovery.

Your Agreement to this License

You should carefully read the following terms and conditions before using, installing or distributing this software, unless you have a different license agreement signed by Stellar Information Systems Ltd.

If you do not agree to all of the terms and conditions of this License then do not copy, install, distribute or use any copy of Stellar Phoenix SQL Recovery with which this License is included, you may return the complete package unused without requesting an activation key within 30 days after purchase for a full refund of your payment.

The terms and conditions of this License describe the permitted use and users of each Licensed Copy of Stellar Phoenix SQL Recovery. For purposes of this License, if you have a valid single-user license, you have the right to use a single Licensed Copy of Stellar Phoenix SQL Recovery. If you or your organization has a valid multi-user license, then you or your organization has the right to use up to a number of Licensed Copies of Stellar Phoenix SQL Recovery equal to the number of copies indicated in the documents issued by Stellar when granting the license.

Scope of License

Each Licensed Copy of Stellar Phoenix SQL Recovery may either be used by a single person or used non-simultaneously by multiple people who use the software personally installed on a single workstation. This is not a concurrent use license.

All rights of any kind in Stellar Phoenix SQL Recovery, which are not expressly granted in this license, are entirely and exclusively reserved to and by Stellar Information Systems Ltd. You may not rent, lease, modify, translate, reverse engineer, decompile, disassemble or create derivative works based on Stellar Phoenix SQL Recovery nor permit anyone else to do so. You may not make access to Stellar Phoenix SQL Recovery available to others in connection with a service bureau, application service provider or similar business nor permit anyone else to do so.

Warranty Disclaimers and Liability Limitations

Stellar Phoenix SQL Recovery and all accompanying software, files, data and materials are distributed and provided AS IS and with no warranties of any kind, whether expressed or implied. In particular, there is no warranty for the quality of data recovered. You acknowledge that good data processing procedure dictates that any program including Stellar Phoenix SQL Recovery must be thoroughly tested with non-critical data before there is any reliance on it and you hereby assume the entire risk of all use of the copies of Stellar Phoenix SQL Recovery covered by this License. This disclaimer of warranty constitutes an essential part of this License. In addition, in no event does Stellar authorize you or anyone else to use Stellar Phoenix SQL Recovery in applications or systems where its failure to perform can reasonably be expected to result in a significant physical injury or in loss of life. Any such use is entirely at your own risk and you agree to hold Stellar harmless from any and all claims or losses relating to such unauthorized use.

General

This License is the complete statement of the agreement between the parties on the subject matter and merges and supersedes all other or prior understandings, purchase orders, agreements and arrangements. This License shall be governed by the laws of the State of Delhi, India. Exclusive jurisdiction and venue for all matters relating to this

License shall be in courts and for a located in the State of Delhi, India and you consent to such jurisdiction and venue. There are no third party beneficiaries of any promises, obligations or representations made by Stellar herein. Any waiver by Stellar of any violation of this License by you shall not constitute nor contribute to a waiver by Stellar of any other or future violation of the same provision or any other provision of this License.

Copyright © 1995-2010 by Stellar Information Systems Ltd. All rights reserved.



Technical Support

If you have any questions/problems with any of Stellar's products, we have an extensive support system available to answer your queries.

You can either **Call** us or Go **Online** to our support section (<http://stellarinfo.com/support.php>).

Support Helpline



Monday - Friday [24 hrs. a day]

USA (Tollfree- Pre Sales Queries)	-	+1-877-778-6087
USA (Post Sales Queries)	-	+1-732-584-2700
UK (Europe)	-	+44-203-026-5337
Australia & Asia Pacific	-	+61-280149899
Netherlands Pre & Post Sales Support	-	+31-208-111-188
Worldwide	-	+91-921-395-5509
Skype Id	-	stellarsupport
Email Orders	-	orders@stellarinfo.com

Online Help



[Chat Live](#) with an Online technician.

Search in our extensive [Knowledge Base](#)

[Submit Enquiry](#) (If our Knowledge Base does not answer your question).



Stellar Information Systems Ltd. is a trusted name in the field of Data Recovery and Data Protection Software for more than a decade.

We provide the widest range of Data Recovery Products. Our range includes Data Recovery Software for almost all Operating Systems and File Systems.

Product line:

Data Recovery : A widest range of data recovery software that helps you recover your valued data lost after accidental format, virus problems, software malfunction, file/directory deletion, or even sabotage!. [More Info >>](#)

File Recovery: The most comprehensive range of file undelete and unerase software for Windows and MS office repair tools. [More Info >>](#)

Email Recovery: A wide range of mail recovery, mail repair and mail conversion applications for MS Outlook, MS Outlook Express and MS Exchange useful in instances of data loss due to damages and corruption of Email. [More Info >>](#)

Data Protection: A wide range of Prevent Data Loss, Data backup and Hard Drive Monitoring Applications to ensure complete data protection against hard drive crash. [More Info >>](#)

Data Sanitization: Data cleanup and file eraser utility can delete selected folders, groups of files, entire logical drives, System Traces & Internet traces. Once the data have been removed using Stellar Wipe - Data File eraser utility, it is beyond recovery limits of any Data Recovery Software or utility. [More Info >>](#)

For more information about us, please visit www.stellarinfo.com
